

Contents

A series
Part List

A series
Selection guide
Dimension

A series
Torque table

R series
Part list

R series
Selection guide
Dimension

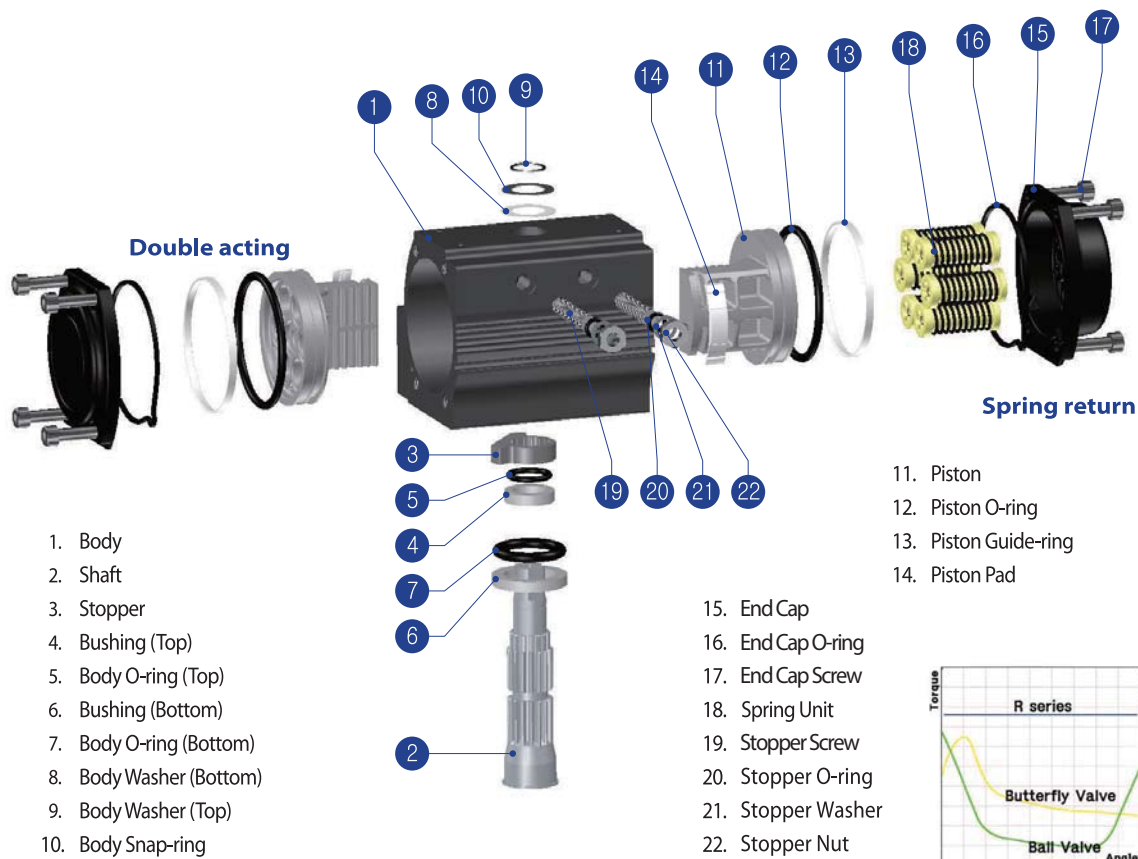
R series
Torque table

Various option

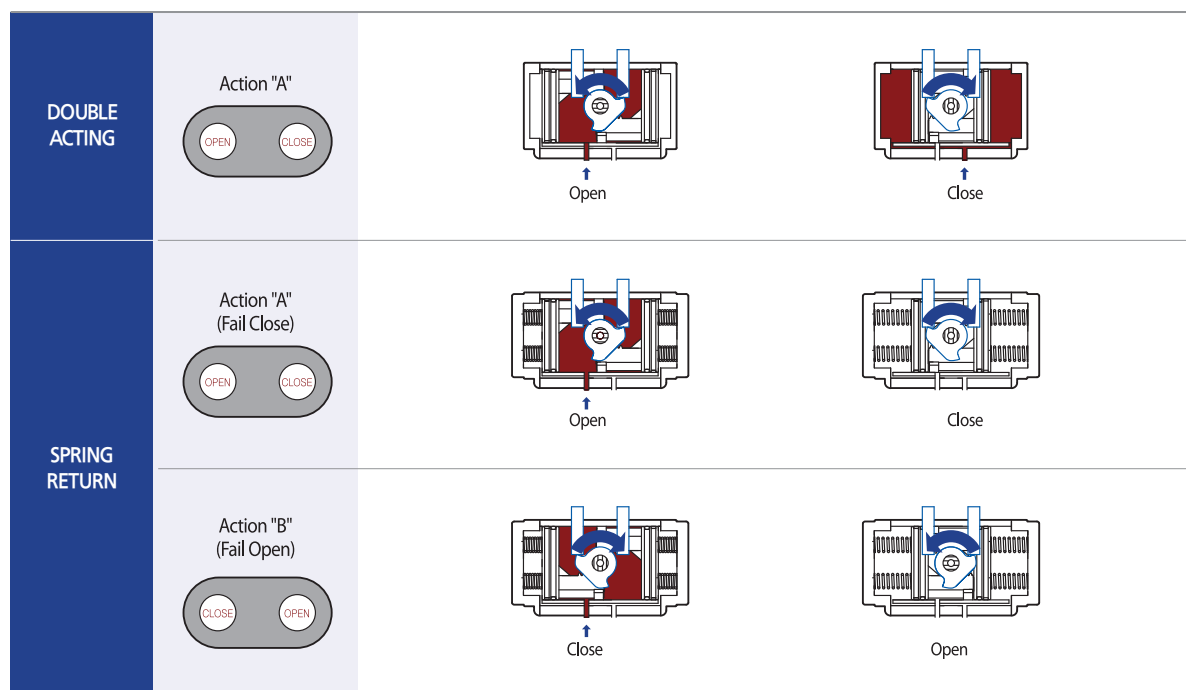
Limit switch
box

Positioner

Part list



Operating mechanism

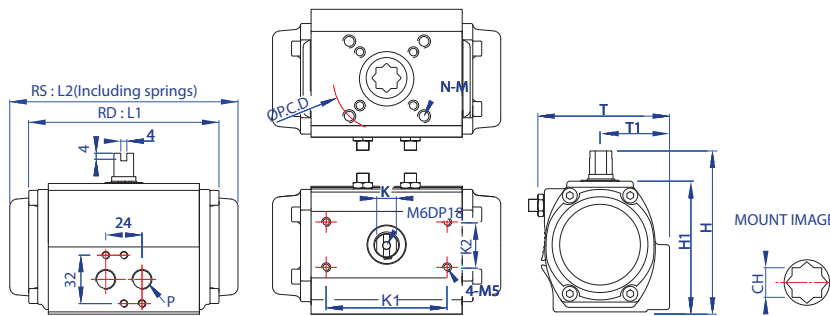


▶ Selection guide

Valve Size		Double acting			Spring return	
		Ball valve	Butterly valve		Ball valve	Butterly valve
1/2"	15A	RD32 (1piece)	RD50		RS40	
3/4"	20A	RD40 (1piece)			RS50	
1"	25A		RD65		RS65	
1-1/4"	32A				RS80	
1-1/2"	40A		RD80	RD50	RS90	RS50
2"	50A				RS100	RS65
2-1/2"	65A		RD90	RD65	RS115	RS80
3"	80A		RD100 / RD115		RS125	RS90
4"	100A		RD115 / RD125	RD80	RS140	RS100
5"	125A		RD140	RD90	RS160 / RS185	RS115
6"	150A		RD160	RD100	RS185 / RS210	RS125
8"	200A		RD185	RD125		RS140
10"	250A		RD210	RD140		RS160
12"	300A			RD160		RS185
14"	350A			RD185		RS210
16"	400A			RD210		

- Based on 10K/#150
- The above data is for reference only; the actual assembly may be different depending on valve material, pressure, structure, fluid and operational environment.
- The data is not legally effective and therefore should not be used as legal ground.

▶ Dimension table



P		
R32,R40	PT1/8	
R50~R210	PT1/4	
	K1	K2
R32	25,5	25,5
R40	50	25
R50~R160	80	30
R210	130	30

※Unit:mm

MODEL	ISO	P.C.D.(Ø)	N-G	K	RD L1	RS L2	T	T1	H	H1	CH	Stem depth	RD Wt(Kg)	RS Wt(Kg)
@RD32	F03	36	4-M5	7	66	-	45	25	55	45	9*9	9	0.3	-
@R40	F03/F05	36/50	4-M5/M6	9	97	97	63	32	75	55	9*9	9	0.5	0.6
	#F04	#42	#4-M5											
R50	F03/F05/F07	36/50/70	4-M5/M6/M8	9	119	133	75	40	90	70	11*11	13	1.0	1.1
	#F04	#42	#4-M5											
R65	F05/F07	50/70	4-M6/M8	13	131	154	89	46	106.5	86.5	14*14	16	1.4	1.5
	#F07	#70	#4-M8											
R80	F07	70	4-M8	19	189	220	101	49.5	126	106	17*17	19	2.9	3.3
R90	F07	70	4-M8	19	188	223	104	54.5	136	116	17*17	19	3.4	3.8
R100	F07/F10	70/102	4-M8/M10	19	229	256	132	61.5	148	128	22*22	26	4.7	5.4
											#17*17	19		
R115	F07/F10	70/102	4-M8/M10	19	264	302	137	67.5	163	143	22*22	26	6.7	5.4
R125	F07/F10	70/102	4-M8/M10	19	299	330	151	71.5	174	154	22*22	26	8.6	9.9
R140	F10/F12	102/125	4-M10/M12	25	332	389	164	77	192	172	27*27	30	12.4	14.5
											#22*22	26		
R160	F10/F12	102/125	4-M10/M12	24	364	416	188	103.5	216	196	27*27	30	16.9	19.5
R185	F10/F12	102/125	4-M10/M12	24	434	465	217	103	244	224	36*36	30	24.2	29.0
R210	F14	140	4-M12	36	444	527	231	115	284	254	36*36	30	32.3	37.9

#Option

Contents

A series
Part list

A series
Selection guide
Dimension

A series
Torque table

R series
Part list

R series
Selection guide
Dimension

R series
Torque table

Various option

Limit switch
box

Positioner

▶ RD series Torque table

※ Unit : Nm

MODEL	Supply air						
	3Bar	4Bar	4.5Bar	5Bar	6Bar	7Bar	8Bar
RD32	2.4	3.1	3.5	3.9	4.8	5.7	6.6
RD40	5.5	7.4	8.4	9.2	11.1	13.0	14.8
RD50	9.4	12.5	14.3	15.9	19.1	22.5	25.8
RD65	18.3	24.7	27.8	30.8	36.8	42.9	49.2
RD80	44.5	58.9	66.5	74.4	89.3	104.3	117.8
RD90	57.2	76.2	85.7	95.2	114.2	133.2	152.2
RD100	79.5	105.5	118.8	132.1	158.7	185.3	211.9
RD115	123.5	166.3	187.2	209.0	251.8	294.5	337.3
RD125	161.5	218.5	247.0	270.8	327.8	384.8	437.0
RD140	237.5	318.3	361.0	399.0	479.8	560.5	641.3
RD160	327.8	441.8	494.0	551.0	669.8	779.0	893.0
RD185	475.0	641.3	722.0	802.8	964.3	1,125.8	1,287.3
RD210	679.3	912.0	1,030.8	1,144.8	1,382.3	1,615.0	1,847.8

※0° -Valve Closed / 90° -Valve open

Contents

A series
Part List

A series
Selection guide
Dimension

A series
Torque table

R series
Part list

R series
Selection guide
Dimension

R series
Torque table

Various option

Limit switch
box

Positioner

▶ RS series Torque table

※Unit : Nm

Model	Spring unit	Supply air (to Open)															
		3Bar		4Bar		4.5Bar		5Bar		6Bar		7Bar		8Bar		Spring to Close	
		0°	90°	0°	90°	0°	90°	0°	90°	0°	90°	0°	90°	0°	90°	90°	0°
RS40	WM	3.2	1.5	5.0	3.1	5.0	3.8	6.0	4.6	6.9	5.9	8.8	7.1	10.7	8.2	2.4	1.6
	WS	2.7	0.7	4.6	1.7	5.4	2.3	6.4	2.9	8.2	4.1	10.1	5.2	12.0	6.3	3.0	2.1
	M	2.6	0.8	4.6	2.4	5.4	3.2	6.3	4.1	8.1	5.9	10.0	7.7	11.9	9.3	4.1	2.8
	MS	1.9	-	3.7	1.0	4.6	1.8	5.4	2.5	7.3	4.2	9.1	5.6	11.0	6.7	4.9	3.0
	S*	1.0	-	2.9	0.5	3.8	1.2	4.8	2.1	6.7	3.8	8.6	5.1	10.5	6.4	5.9	3.9
RS50	4	7.4	6.1	10.8	9.5	12.4	11.1	14.2	12.8	17.5	16.2	20.9	19.6	24.1	22.9	3.6	2.3
	5	6.7	5.0	10.2	8.5	11.9	10.2	13.4	11.8	16.8	15.3	20.1	18.5	23.6	22.0	4.4	2.8
	6	6.3	4.0	9.6	7.5	11.3	9.0	12.8	10.7	16.3	14.3	19.6	17.6	22.9	20.9	5.2	3.3
	7	5.6	3.2	8.9	6.6	10.6	8.4	12.3	10.0	15.6	13.4	19.0	16.8	22.4	20.2	6.3	3.8
	8*	4.1	1.2	7.4	4.4	9.0	6.1	10.7	7.6	14.2	11.1	17.3	14.5	20.8	18.0	8.1	5.2
	9	3.6	-	6.9	3.4	8.6	5.2	10.3	6.9	13.6	10.2	16.9	13.6	20.3	17.0	9.1	6.0
	10	2.9	-	6.1	2.7	7.8	4.3	9.5	5.9	12.8	9.3	16.2	12.6	19.5	16.1	10.1	6.5
	11	2.3	-	5.6	1.5	7.3	3.1	8.9	4.8	12.4	8.2	15.7	11.5	19.0	14.9	11.0	7.0
RS65	4	7.4	6.1	13.7	10.5	19.7	16.8	22.8	20.0	26.0	23.1	32.2	29.5	38.4	35.5	6.7	4.0
	5	6.7	5.0	12.4	9.0	18.7	15.3	21.9	18.4	24.8	21.7	31.1	27.8	37.2	34.3	8.5	5.2
	6	6.3	4.0	11.0	6.9	17.1	13.3	20.1	16.4	23.3	19.6	29.5	26.0	35.7	32.0	9.8	6.5
	7	5.6	3.2	10.0	5.2	16.2	11.4	19.3	14.4	22.2	17.4	28.4	23.6	35.0	29.9	11.4	7.1
	8*	4.1	1.2	8.7	3.6	14.7	9.5	17.9	12.5	21.1	15.7	27.2	22.0	33.3	28.1	13.7	8.4
	9	3.6	-	7.6	1.3	14	7.5	17.1	10.7	20	13.8	26.3	20.0	32.4	26.4	15.2	9.7
	10	2.9	-	6.1	-	12.3	5.3	15.4	8.6	18.5	11.8	24.7	18.1	30.4	24.3	17.4	11.0
	11	2.3	-	5.4	-	11.4	3.8	14.4	7.6	17.6	10.4	23.8	16.7	30.0	22.8	18.6	12.2
RS80	4	32.7	25.1	47.9	40.4	55.1	47.2	62.5	55.1	77.8	70.5	92.6	85.3	107.4	100.1	16.3	10.6
	5	29.5	19.9	44.7	35.0	52.3	41.9	59.8	49.6	74.8	64.8	89.3	79.8	104.2	94.7	20.9	13.1
	6	26.6	15.2	41.3	30.1	49.4	37.1	56.6	44.9	71.4	59.9	86.2	74.9	101.5	89.9	25.3	16.2
	7	23.7	10.2	38.4	25.7	45.8	32.1	53.1	39.9	68.2	55.1	83.1	69.8	98.0	84.9	29.5	18.6
	8*	21.1	6.1	35.3	21.0	42.9	29.1	50.5	35.7	65.6	51.3	80.8	66.4	95.7	80.5	33.7	21.7
	9	17.6	-	32.4	15.7	39.9	23.8	47.4	30.4	62.4	45.3	77.7	60.1	92.5	75.1	38.3	24.8
	10	14.3	-	29.5	11.0	37.1	19	44.3	25.7	59.8	40.4	74.5	55.5	89.2	70.0	43.7	28.2
	11	11.4	-	26.2	5.7	33.4	12.9	40.5	20.4	56.1	35.3	70.8	49.9	85.8	64.4	47.7	30.3
12	9.1	-	23.7	1.0	32.2	8.6	38.5	16.2	53.9	30.7	68.9	44.8	83.6	60.1	51.6	33.5	

※0° -Valve Closed / 90° -Valve open

*Standard

Contents

A series
Part List

A series
Selection guide
Dimension

A series
Torque table

R series
Part list

R series
Selection guide
Dimension

R series
Torque table

Various option

Limit switch
box

Positioner

Contents

※Unit : Nm

Model	Spring unit	Supply Air																
		3Bar		4Bar		4.5Bar		5Bar		6Bar		7Bar		8Bar		Spring to Close		
		0°	90°	0°	90°	0°	90°	0°	90°	0°	90°	0°	90°	0°	90°	90°	0°	
RS90	4	41.8	30.9	61.3	49.9	70.3	59.4	79.8	69.8	98.8	88.8	117.8	107.8	136.8	126.8	22.2	12.8	
	5	38.7	25.0	58.3	44.3	67.5	54.0	77.0	63.7	96.0	82.9	115.0	102.3	134.0	120.9	26.4	16.3	
	6	34.9	19.0	54.7	38.0	64.2	47.5	73.7	57.0	92.7	77.0	111.7	96.0	130.7	115.0	33.9	20.2	
	7	31.2	12.7	50.5	32.3	60.0	41.8	69.8	51.3	88.8	70.8	107.8	89.8	126.8	108.8	38.4	23.4	
	8*	27.7	6.7	47.3	25.7	56.6	35.2	65.8	44.7	85.1	63.7	104.1	82.7	123.1	101.7	43.9	27.2	
	9	23.1	-	42.5	18.8	51.6	28.9	61.4	38.0	80.8	57.4	100.0	77.0	119.0	96.0	49.8	30.7	
	10	19.2	-	38.0	12.7	47.5	21.9	57.0	31.4	76.0	50.8	95.0	69.8	114.0	89.0	56.5	34.5	
	11	16.9	-	35.0	6.5	44.4	16.2	54.0	25.7	73.2	44.7	92.2	63.7	111.2	82.7	61.8	37.8	
	12	12.8	-	31.5	-	41.5	9.5	50.0	19.2	69.4	38.0	88.6	57.0	107.4	76.5	67.5	40.7	
	RS100	4	57.7	41.1	84.3	67.8	97.7	81.3	106.4	95.3	133.0	121.6	159.6	148.2	186.2	174.8	33.1	20.7
		5	51.5	31.2	78.9	58.3	93.6	71.7	104.8	85.2	131.1	112.1	157.7	138.7	184.3	165.3	41.8	25.5
		6	45.8	22.1	72.7	48.5	85.5	62.2	98.6	75.5	125.4	101.7	152.0	128.3	178.6	154.9	50.8	31.2
7		40.6	12.4	67.0	38.6	80.2	53.6	93.5	66.0	119.7	92.2	146.3	118.8	172.9	145.4	59.3	36.2	
8*		34.9	4.8	60.8	29.6	74.1	43.7	86.7	56.1	113.1	81.9	139.7	108.3	166.3	135.9	67.6	40.9	
9		30.6	-	57.0	20.9	70.3	33.7	83.1	46.6	109.3	74.1	135.9	100.2	162.5	126.4	76.4	45.6	
10		25.2	-	52.7	11.8	66.9	24.1	79.3	36.9	105.5	64.1	132.1	90.0	158.7	116.9	87.2	50.4	
11		20.5	-	46.4	1.9	59.5	14.3	72.4	28.0	98.6	53.8	125.4	79.3	152.0	105.5	93.8	55.7	
12		13.8	-	40.3	-	52.9	4.8	65.6	19.0	92.6	45.8	119.2	71.2	145.8	97.9	102.0	60.6	
RS115		4	95.0	71.3	137.8	114.0	161.5	137.8	180.5	161.5	223.3	204.3	266.0	247.0	308.8	289.8	42.8	23.8
		5	85.5	61.8	128.3	104.5	147.3	123.5	171.0	147.3	213.8	190.0	256.5	232.8	299.3	275.5	52.3	33.3
		6	76.0	52.3	118.8	90.3	142.5	114.0	161.5	133.0	204.3	175.8	247.0	218.5	289.8	261.3	61.8	38.0
	7	66.5	33.3	114.0	76.0	133.0	99.8	156.8	118.8	194.8	161.5	237.5	204.3	285.0	247.0	76.0	47.5	
	8*	61.8	23.8	104.5	66.5	128.3	85.5	147.3	109.3	190.0	152.0	232.8	190.0	275.5	237.5	85.5	52.3	
	9	52.3	9.5	95.0	52.3	118.8	71.3	137.8	95.0	185.3	142.5	228.0	180.5	270.8	223.3	99.8	61.8	
	10	42.8	-	85.5	42.8	109.3	61.8	128.3	80.8	175.8	123.5	218.5	166.3	256.5	209.0	114.0	66.5	
	11	38.0	-	80.8	28.5	104.5	47.5	123.5	71.3	166.3	114.0	209.0	156.8	251.8	199.5	123.5	76.0	
	12	33.3	-	71.3	14.3	95.0	38.0	114.0	57.0	156.8	99.8	199.5	142.5	242.3	185.3	133.0	80.8	
	RS125	4	114.0	95.0	171.0	152.0	194.8	180.5	223.3	209.0	275.5	261.3	327.8	318.3	384.8	375.3	57.0	33.3
		5	104.5	80.8	161.5	133.0	190.0	161.5	213.8	190.0	270.8	247.0	327.8	304.0	380.0	356.3	71.3	42.8
		6	95.0	61.8	152.0	118.8	175.8	147.3	204.3	171.0	256.5	228.0	313.5	285.0	370.5	337.3	85.5	52.3
7		85.5	47.5	142.5	99.8	166.3	128.3	194.8	156.8	247.0	213.8	304.0	266.0	356.3	323	99.8	61.8	
8*		76.0	28.5	128.3	80.8	156.8	109.3	180.5	137.8	237.5	194.8	289.8	247.0	346.8	304.0	114.0	71.3	
9		66.5	9.5	118.8	66.5	147.3	95.0	175.8	123.5	228.0	175.8	280.3	232.8	332.5	285.0	133.0	85.5	
10		52.3	-	109.3	47.5	137.8	76.0	161.5	104.5	218.5	161.5	270.8	213.8	323.0	270.8	147.3	95.0	
11		42.8	-	99.8	33.3	128.3	61.8	152.0	85.5	209.0	142.5	261.3	199.5	313.5	251.8	161.5	104.5	
12		33.3	-	90.3	19.0	114.0	42.8	142.5	71.3	194.8	123.5	251.8	180.5	304.0	232.8	175.8	114.0	

※0° -Valve Closed / 90° -Valve open

Contents

A series
Part List

A series
Selection guide
Dimension

A series
Torque table

R series
Part list

R series
Selection guide
Dimension

R series
Torque table

Various option

Limit switch
box

Positioner

※ Unit : Nm

Model	Spring unit	Supply Air																
		3Bar		4Bar		4.5Bar		5Bar		6Bar		7Bar		8Bar		Spring to Close		
		0°	90°	0°	90°	0°	90°	0°	90°	0°	90°	0°	90°	0°	90°	90°	0°	
RS140	4	166.3	137.8	247.0	218.5	285.0	261.3	327.8	299.3	408.5	384.8	489.3	465.5	570.0	546.3	760.0	52.3	
	5	156.8	109.3	237.5	194.8	280.3	232.8	318.3	275.5	399.0	361.0	479.8	441.8	560.5	522.5	104.5	61.8	
	6	142.5	90.3	223.3	175.8	261.3	213.8	304.0	256.5	384.8	337.3	465.5	418.0	546.3	498.8	123.5	71.3	
	7	128.3	66.5	209.0	147.3	247.0	190.0	289.8	228.0	370.5	313.5	451.3	394.3	532.0	470.3	147.3	90.3	
	8*	114.0	42.8	194.8	123.5	237.5	166.3	275.5	204.3	356.3	289.8	437.0	370.5	517.8	451.3	175.8	104.5	
	9	95.0	14.3	175.8	99.8	218.5	142.5	256.5	180.5	337.3	266.0	418.0	346.8	498.8	427.5	194.8	118.8	
	10	85.5	—	166.3	76.0	204.3	118.8	242.3	156.8	323.0	242.3	408.5	323.0	484.5	403.8	218.5	137.8	
	11	66.5	—	147.3	47.5	190.0	90.3	228.0	133.0	308.8	213.8	389.5	299.3	470.3	380.0	242.3	152.0	
	12	52.3	—	133.0	28.5	175.8	66.5	213.8	109.3	294.5	194.8	375.3	275.5	456.0	356.3	266.0	166.3	
	RS160	4	223.3	180.5	337.3	289.8	394.3	346.8	451.3	403.8	565.3	513.0	679.3	622.3	793.3	731.5	114.0	80.8
		5	213.8	152.0	327.8	261.3	384.8	318.3	441.8	375.3	555.8	484.5	669.8	593.8	783.8	703.0	142.5	95.0
		6	190.0	118.8	304.0	237.5	361.0	294.5	418.0	346.8	532.0	465.5	646.0	579.5	760.0	693.5	175.8	118.8
7		166.3	85.5	285.0	194.8	337.3	251.8	394.3	334.4	513.0	422.8	622.3	541.5	736.3	660.3	204.3	137.8	
8*		147.3	52.3	261.3	166.3	318.3	218.5	375.3	280.3	489.3	394.3	603.3	508.3	712.5	622.3	242.3	161.5	
9		123.5	14.3	242.3	128.3	299.3	185.3	356.3	242.3	470.3	356.3	584.3	470.3	698.3	584.3	275.5	185.3	
10		104.5	—	218.5	99.8	270.8	152.0	327.8	209.0	446.5	323.0	560.5	437.0	669.8	551.0	313.5	204.3	
11		80.8	—	194.8	61.8	251.8	114.0	308.8	175.8	422.8	289.8	532.0	403.8	650.8	517.8	337.3	228.0	
12		66.5	—	175.8	28.5	232.8	85.5	289.8	142.5	403.8	256.5	513.0	365.8	627.0	479.8	365.8	247.0	
RS185		4	342.0	270.8	503.5	432.3	584.3	513.0	665.0	593.8	826.5	755.3	988.0	912.0	1,144.8	1,073.5	180.5	118.8
		5	308.8	218.5	470.3	384.8	551.0	460.8	627.0	546.3	788.5	707.8	950.0	869.3	1,111.5	1,026.0	228.0	152.0
		6	270.8	166.3	437.0	332.5	517.8	408.5	598.5	489.3	760.0	650.8	916.8	812.3	1,078.3	969.0	280.3	190.0
	7	242.3	114.0	403.8	285.0	484.5	361.0	565.3	441.8	726.8	598.5	883.5	760.0	1,045.0	921.5	318.3	218.5	
	8*	204.3	66.5	365.8	228.0	446.5	304.0	532.0	384.8	693.5	546.3	850.3	703.0	1,011.8	864.5	370.5	251.8	
	9	171.0	9.5	337.3	171.0	418.0	251.8	494.0	332.5	660.3	494.0	821.8	660.3	978.5	817.0	422.8	285.0	
	10	137.8	—	304.0	118.8	384.8	199.5	460.8	280.3	627.0	446.5	788.5	608.0	945.3	769.5	465.5	318.3	
	11	104.5	—	266.0	61.8	346.8	152.0	427.5	232.8	593.8	394.3	750.5	555.8	912.0	712.5	508.3	346.8	
	12	71.3	—	232.8	23.8	313.5	99.8	394.3	180.5	555.8	342.0	717.3	498.8	874.0	655.5	560.5	380.0	
	RS210	4	503.5	408.5	736.3	646.0	850.3	760.0	959.5	878.8	1,201.8	1,111.5	1,434.5	1,339.5	1,667.3	1,572.3	232.8	156.8
		5	465.5	346.8	698.3	589.0	812.3	698.3	931.0	817.0	1,163.8	1,054.5	1,396.5	1,282.5	1,629.3	1,857.3	299.3	199.5
		6	422.8	280.3	660.3	517.8	774.3	631.8	888.3	750.5	1,125.8	988.0	1,358.5	1,235.0	1,586.5	1,458.3	361.0	242.3
7		375.3	213.8	612.8	446.5	726.8	565.3	845.5	684.0	1,078.3	916.8	1,311.0	1,149.5	1,539.0	1,391.8	422.8	285.0	
8*		332.5	152.0	570.0	380.0	684.0	498.8	802.8	617.5	1,035.5	850.3	1,263.5	1,078.3	1,496.3	1,311.0	489.3	327.8	
9		285.0	76.0	517.8	313.5	636.5	432.3	750.5	546.3	988.0	779.0	1,216.0	1,016.5	1,448.8	1,244.5	555.8	375.3	
10		232.8	9.5	465.5	242.3	584.3	356.3	703.0	475.0	935.8	712.5	1,168.5	945.3	1,401.3	1,173.3	622.3	427.5	
11		185.3	—	422.8	175.8	532.0	294.5	655.5	408.5	888.3	646.0	1,121.0	878.8	1,353.8	1,111.5	684.0	465.5	
12		147.3	—	384.8	114.0	498.8	237.5	612.8	342.0	850.3	574.8	1,083.0	812.3	1,315.8	1,040.3	745.8	503.5	

※0° -Valve Closed / 90° -Valve open

*Standard

Pneumatic actuator (A/R series)

Contents

A series
Part List

A series
Selection guide
Dimension

A series
Torque table

R series
Part list

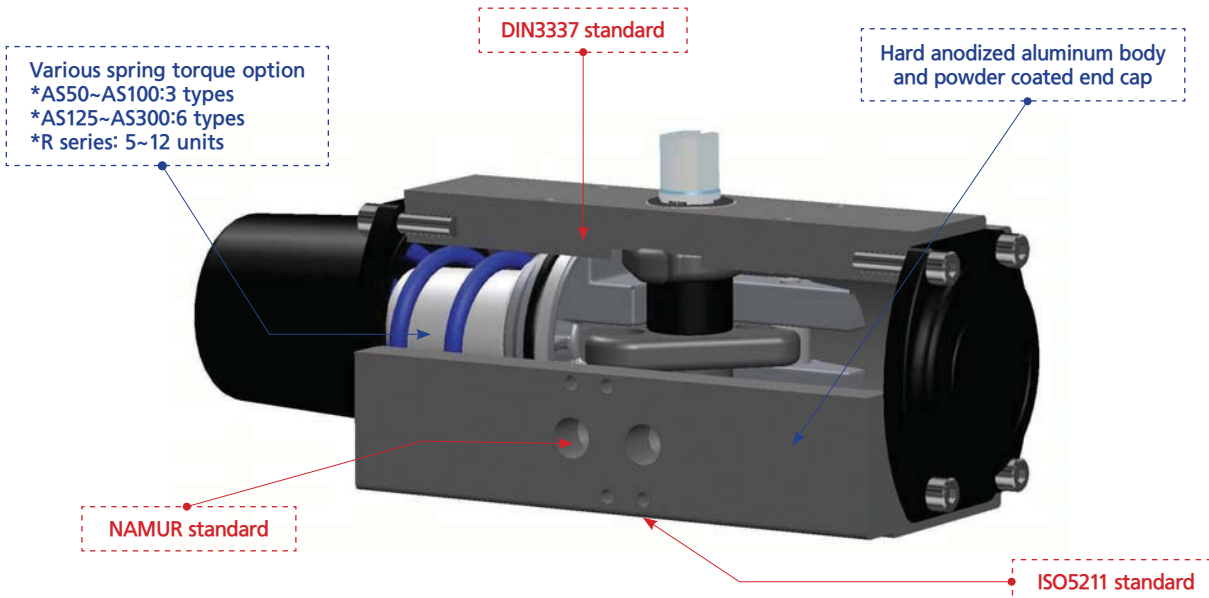
R series
Selection guide
Dimension

R series
Torque table

Various option

Limit switch
box

Positioner



► Model range

A D 65

① — ② — ③

A series - Scotch yoke
R series - Rack pinion

Internal diameter

D-Double acting
S-Spring return

AD	50/65/80/100/125/140/160/185/210/250/300
AS	50/65/80/100/125/140/160/185/210/250/300
RD	32/40/50/65/80/90/100/115/125/140/160/185/210
RS	40/50/65/80/90/100/115/125/140/160/185/210



► Model code

A6ND-AKKB-1012C27-OP

a — b — c — d — e — f — g — h — i — j — k

Mechanism
A : scotch yoke
R : rack pinion

O-RING
N : NBR*
V : Viton (High temp.)
E : EPDM(Low temp.)

Action
A : Action A* (Fail closed)
B : Action B (Fail open)
C : Action C (Fail closed/Open CW)
D : Action D (Fail open/Open CW)

End cap color
K : Black painted*
L : Blue painted
M : Mint painted
R : Red painted

Diameter
3 : 32
4 : 40
5 : 50
6 : 65
8 : 80
9 : 90
10 : 100
11 : 115
:

SPRING
D : Double acting
W : Weak spring
WM : Weak Middle spring
WS : Weak Strong spring
M : Middle spring
MS : Middle strong spring
S : Strong spring
*Refer to page 5.

Body color
K : Hard anodized*
L : Blue anodized
W : White anodized
Y : Yellow anodized
R : Red anodized

Indicator
A : A type
B : B type
C : C type
D : D type
* Refer to page 14

ISO5211
3 : F03
5 : F05
:

STEM
C11 : 11*11
C14 : 14*14
:

OPTION

T4 : PT1/4
T8 : PT3/8
T2 : PT1/2
N4 : NPT1/4
N8 : NPT3/8
N2 : NPT1/2
O45 : Open -45° (center stopper)
SE1 : end cap stopper
HW : Hand wheel
* Refer to page 15~16

*Standard

- Data contained in the Catalog may be subject to change without advance notice for improvement of performance&safety of Product.
- Contact us for the most recent product and technical information. Visit our website for more details: <http://www.kosaplus.com>

Contents

A series
Part List

A series
Selection guide
Dimension

A series
Torque table

R series
Part list

R series
Selection guide
Dimension

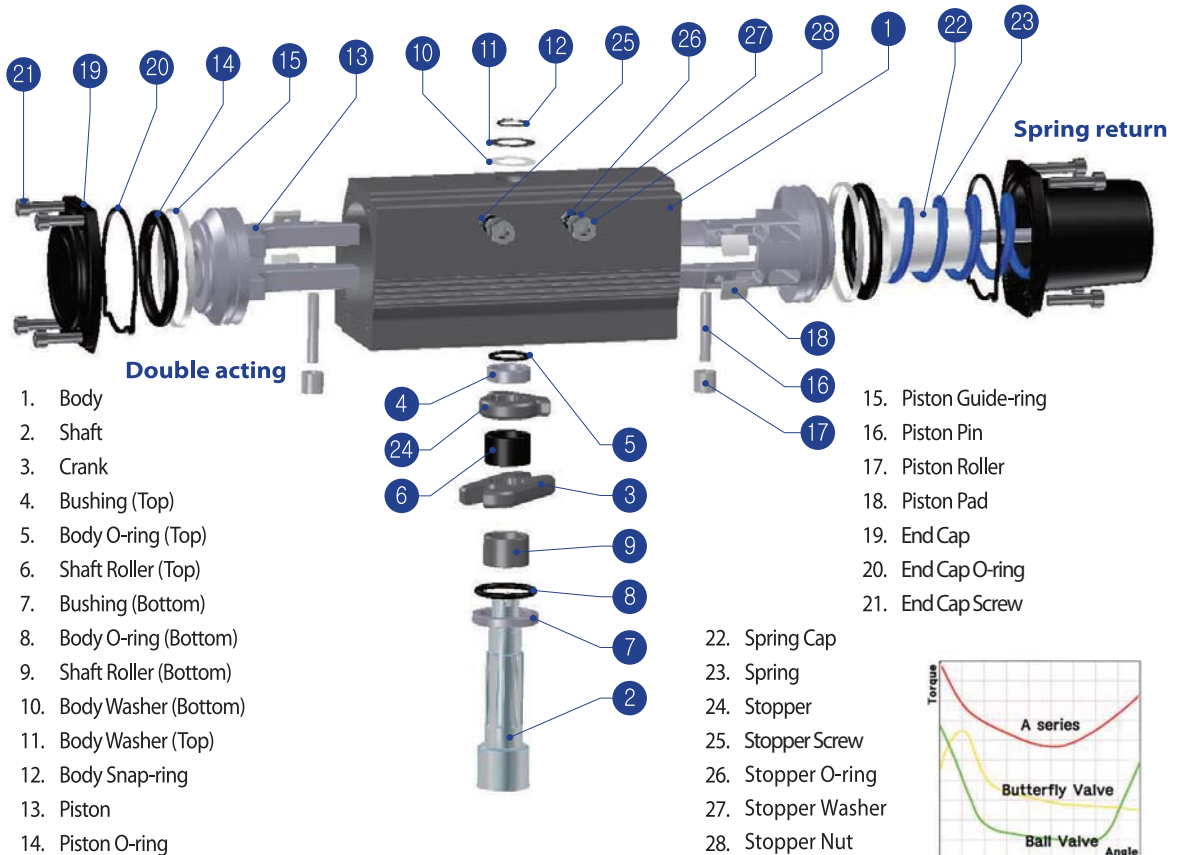
R series
Torque table

Various option

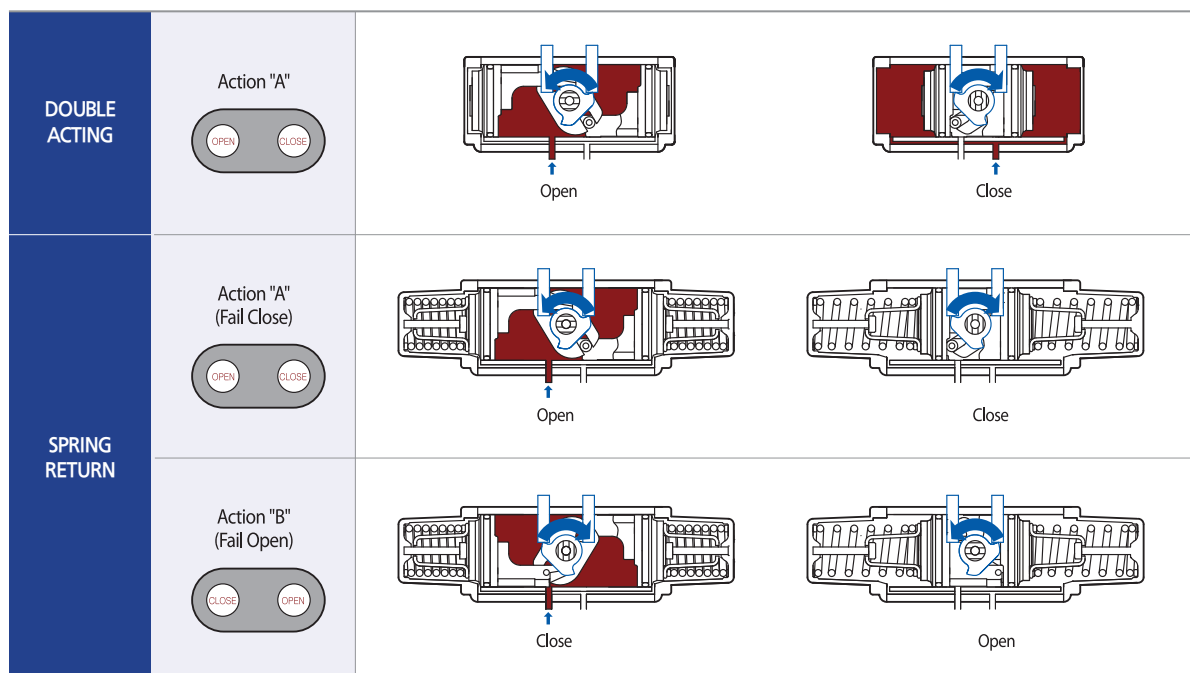
Limit switch
box

Positioner

Part list



Operating mechanism



▶ Selection guide

Contents

A series
Part List

A series
Selection guide
Dimension

A series
Torque table

R series
Part list

R series
Selection guide
Dimension

R series
Torque table

Various option

Limit switch
box

Positioner

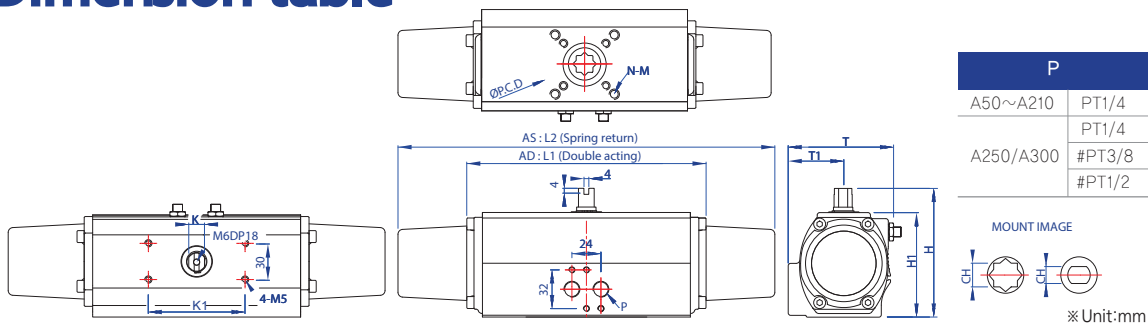
Valve Size		Double acting		Spring return		
		Ball valve	Butterfly valve	Ball valve	Butterfly valve	
1/2"	15A	AD50		AS50		
3/4"	20A					
1"	25A					
1-1/4"	32A	AD65		AS65		
1-1/2"	40A				AS50	
2"	50A		AD50		AS80	
2-1/2"	65A	AD80		AS100	AS65	
3"	80A					AS125
4"	100A		AD65			AS140
5"	125A	AD100		AS160	AS80	
6"	150A		AD80			AS185
8"	200A		AD125			AS210
10"	250A	AD140		AS250	AS125	
12"	300A		AD125			AS140
14"	350A		AD140			AS160
16"	400A	AD160		AS300	AS185	
18"	150A		AD160			AS210
20" ~ 22"	500A ~ 550A		AD185			AS250
24" ~ 32"	600A ~ 800A	AD210		AS300	AS100	
34" ~ 40"	850A ~ 1000A		AD250			AS300

•Based on 10K/#150

•The above data is for reference only; the actual assembly may be different depending on valve material, pressure, structure, fluid and operational environment.

•The data is not legally effective and therefore should not be used as legal ground.

▶ Dimension table



MODEL	K1	ISO	P.C.D(Ø)	N-G	K	AD L1	AS L2	T	T1	H	H1	CH	Stem depth	AD WG(Kg)	AS WG(Kg)
A50	80	F03/F05/F07	36/50/70	4-M5/M6/M8	9	162	257	75	40	90	70	11*11	13	1.4	1.6
												#14*14	14		
												#9.7*Ø15	14		
A65	80	F05/F07	50/70	4-M6/M8	13	202	314	89	46	107	87	14*14	17	2.3	3.0
												#11*11	13		
												#11.7*Ø17	17		
A80	80	F07	70	4-M8	13	253	421	101	49.5	126	106	17*17	19	3.9	5.3
												#14.7*Ø19	20		
												22*22	26		
A100	80	F07/F10	70/102	4-M8/M10	19	311	500	129	61.5	148	128	#17.7*Ø22	26	6.7	9.5
												22*22	26		
A125	80	F07/F10	70/102	4-M8/M10	19	390	606	151	71.5	174	154	22*22	26	11.3	17.6
A140	80	F10/F12	102/125	4-M10/M12	24	431	682	164	77	192	172	27*27	30	16.4	23.9
												#22*22			
A160	80	F14	140	4-M16	24	506	781	188	89	216	196	36*36	30	23.7	36.6
		#F10/F12	#102/125	#4-M10/M12								#27*27			
A185	80/130	F14	140	4-M16	24	578	894	217	102	244	224	36*36	30	34.8	56.9
A210	130	F16	165	4-M20	36	605	982	231	115	284	254	46*46	60	45.5	77.2
		#F14										#36*36			
A250	130	F16	165	4-M20	36	755	1108	301	152	335	305	46*46	60	65.8	119.6
A300	130	F16/F25	165/254	4-M20/8-M16	36	889	1345	360	170	408	378	55*55	60	165.0	275.5

#Option

Contents

▶ AD series Torque table

※ Unit : Nm

Model	Angle	Supply air (Air to)													
		3Bar		4Bar		4.5Bar		5Bar		6Bar		7Bar		8Bar	
		Close	Open	Close	Open	Close	Open	Close	Open	Close	Open	Close	Open	Close	Open
AD50	0°	31.4	24.7	42.8	32.3	48.5	36.1	54.2	39.9	66.5	47.5	78.9	54.2	92.2	60.8
	45°	15.2	15.2	20.0	20.0	22.8	22.8	25.7	24.7	30.4	29.5	36.1	34.2	40.9	39.9
	90°	23.8	29.5	31.4	39.9	35.2	45.6	39.0	48.5	46.6	59.9	53.2	71.3	60.8	82.7
AD65	0°	77.9	54.2	108.3	69.4	12.4	77.9	138.7	84.6	169.1	99.8	199.5	115.0	229.9	130.2
	45°	35.2	33.3	45.6	43.7	51.3	49.4	57.0	55.1	68.4	65.6	80.8	76.0	92.2	87.4
	90°	52.3	65.6	69.4	88.4	77.0	100.7	85.5	111.2	102.6	134.0	119.7	156.8	136.8	179.6
AD80	0°	152.0	99.8	209.0	133.0	237.5	152.0	266.0	166.3	323.0	199.5	380.0	228.0	437.0	261.3
	45°	66.5	57.0	90.3	76.0	99.8	85.5	109.3	95.0	133.0	114.0	156.8	137.8	175.8	161.5
	90°	104.5	118.8	137.8	166.3	152.0	190.0	166.3	218.5	199.5	266.0	232.8	318.3	266.0	365.8
AD100	0°	232.8	180.5	323.0	247.0	361.0	275.5	399.0	304.0	475.0	365.8	560.5	418.0	646.0	470.3
	45°	114.0	109.3	152.0	147.3	171.0	166.3	190.0	185.3	232.8	223.3	275.5	266.0	318.3	304.0
	90°	190.0	190.0	256.5	266.0	289.8	304.0	318.3	342.0	384.8	418.0	446.5	494.0	508.3	560.5
AD125	0°	551.0	389.5	750.5	508.3	874.0	574.8	997.5	631.8	1,197.0	745.8	1,396.5	855.0	1,596.0	959.5
	45°	247.0	242.3	332.5	323.0	370.5	361.0	413.3	399.0	498.8	475.0	584.3	555.8	665.0	631.8
	90°	394.3	451.3	527.3	612.8	589.0	698.3	646.0	821.8	774.3	983.3	893.0	1,144.8	1,002.3	1,306.3
AD140	0°	741.0	589.0	1,026.0	779.0	1,178.0	874.0	1,311.0	969.0	1,596.0	1,159.0	1,881.0	1,339.5	2,166.0	1,491.5
	45°	337.3	318.3	451.3	427.5	508.3	479.8	570.0	532.0	684.0	641.3	798.0	750.5	912.0	864.5
	90°	527.3	579.5	693.5	788.5	788.5	893.0	878.8	1,007.0	1,040.3	1,263.5	1,206.5	1,539.0	1,368.0	1,805.0
AD160	0°	1,121.0	902.5	1,539.0	1,187.5	1,738.5	1,330.0	1,947.5	1,472.5	2,384.5	1,748.0	2,850.0	2,033.0	3,325.0	2,299.0
	45°	522.5	503.5	703.0	674.5	788.5	760.0	878.8	845.5	1,059.3	1,011.8	1,235.0	1,182.8	1,415.5	1,349.0
	90°	845.5	978.5	1,125.8	1,363.3	1,268.3	1,581.8	1,401.3	1,805.0	1,676.8	2,123.3	1,947.5	2,503.3	2,208.8	2,883.3
AD185	0°	1,833.5	1,187.5	2,470.0	1,520.0	2,783.5	1,719.5	3,097.0	1,900.0	3,686.0	2,251.5	4,294.0	2,584.0	4,902.0	2,888.0
	45°	802.8	817.0	1,073.5	1,092.5	1,206.5	1,225.5	1,339.5	1,349.0	1,605.5	1,615.0	1,881.0	1,890.5	2,156.5	2,147.0
	90°	1,311.0	1,406.0	1,729.0	1,919.0	1,928.5	2,175.5	2,137.5	2,441.5	2,527.0	3,021.0	2,916.5	3,581.5	3,296.5	4,256.0
AD210	0°	2,137.5	1,976.0	2,945.0	2,612.5	3,344.0	2,888.0	3,724.0	3,163.5	4,560.0	3,676.5	5,367.5	4,218.0	6,317.5	4,750.0
	45°	1,083.0	1,102.0	1,444.0	1,491.5	1,615.0	1,662.5	1,805.0	1,852.5	2,166.0	2,223.0	2,527.0	2,593.5	2,897.5	2,945.0
	90°	1,748.0	1,824.0	2,318.0	2,432.0	2,612.5	2,755.0	2,878.5	3,068.5	3,458.0	3,705.0	4,028.0	4,322.5	4,617.0	4,940.0
AD250	0°	4,180.0	3,277.5	5,700.0	4,275.0	6,460.0	4,750.0	7,220.0	5,272.0	8,835.0	6,222.5	10,260.0	7,125.0	11,780.0	7,970.5
	45°	1,890.5	1,890.5	2,498.5	2,498.5	2,755.0	2,812.0	3,087.5	3,097.0	3,705.0	3,743.0	4,341.5	4,389.0	4,968.5	4,978.0
	90°	3,201.5	3,448.5	4,218.0	4,617.0	4,664.5	5,177.5	5,158.5	5,776.0	6,080.0	6,944.5	7,039.5	8,189.0	7,970.5	9,443.0
AD300	0°	7,286.5	5,719.0	10,089.0	7,552.5	11,495.0	8,493.0	12,825.0	9,215.0	15,998.0	10,345.5	18,895.5	11,523.5	21,793.0	13,015.0
	45°	3,363.0	3,192.0	4,455.5	4,284.5	5,054.0	4,921.0	5,624.0	5,434.0	6,792.5	6,555.0	8,008.5	7,752.0	9,196.0	8,901.5
	90°	5,320.0	5,985.0	7,125.0	8,170.0	7,980.0	9,281.5	8,854.0	10,421.5	10,526.0	12,796.5	12,217.0	15,276.0	13,832.0	17,806.8

※ 0° -Valve Closed / 90° -Valve open

▶ AS series Torque table

※Unit : Nm

Model	Spring type	Angle	Supply Air (Air to Open)							Spring to Close
			3Bar	4Bar	4.5Bar	5Bar	6Bar	7Bar	8Bar	
AS50	Weak	0°	14.3	21.9	25.7	29.0	36.1	43.7	50.4	10.5
		45°	6.7	11.9	14.3	17.1	21.9	27.1	32.0	8.2
		90°	7.6	17.1	21.9	27.6	39.9	50.4	59.9	16.2
	Middle*	0°	11.4	19.0	22.8	26.6	33.3	40.9	47.5	16.2
		45°	2.9	8.2	10.8	13.6	19.0	23.8	29.5	12.0
		90°	-	6.2	11.4	16.2	27.6	39.0	47.5	24.2
	Strong	0°	5.0	13.3	17.1	20.9	28.3	35.2	42.8	23.0
		45°	-	2.9	6.7	9.5	14.3	20.0	24.7	16.5
		90°	-	-	1.0	4.8	14.0	23.8	33.3	33.3
AS65	Weak	0°	35.2	53.2	61.8	68.4	81.7	100.7	118.8	29.5
		45°	17.1	28.5	34.2	40.9	52.3	62.7	72.2	15.6
		90°	28.5	47.0	58.0	68.4	91.2	96.9	136.8	29.2
	Middle*	0°	24.2	41.3	49.4	58.0	73.2	87.4	101.7	43.7
		45°	6.8	17.6	23.3	28.5	40.4	51.3	62.7	24.9
		90°	3.2	20.0	30.6	41.2	64.6	87.4	110.2	47.2
	Strong	0°	13.0	33.1	42.8	51.3	64.9	83.6	95.0	56.6
		45°	-	9.5	14.7	20.0	32.3	44.7	56.1	34.4
		90°	-	-	8.6	19.0	39.9	60.8	84.6	65.2
AS80	Weak	0°	71.3	104.5	123.5	142.5	175.8	209.0	242.3	47.5
		45°	28.5	52.3	61.8	71.3	95.0	114.0	137.8	33.3
		90°	47.5	95.0	128.3	152.0	213.8	256.5	285.0	61.8
	Middle*	0°	42.8	76.0	95.0	114.0	147.3	180.5	209.0	76.0
		45°	9.5	33.3	42.8	57.0	76.0	99.8	118.8	42.8
		90°	4.8	42.8	61.8	85.5	128.3	171.0	218.5	85.5
	Strong	0°	14.3	52.3	71.3	90.3	123.5	156.8	190.0	114.0
		45°	-	14.3	28.5	38.0	61.8	80.8	99.8	61.8
		90°	-	-	19.0	38.0	85.5	128.3	171.0	118.8
AS100	Weak	0°	109.3	161.5	190.0	223.3	289.8	351.5	413.3	95.0
		45°	47.5	90.3	104.5	128.3	166.3	209.0	247.0	61.8
		90°	61.8	133.0	180.5	204.3	285.0	361.0	437.0	109.3
	Middle*	0°	71.3	133.0	166.3	199.5	266.0	323.0	389.5	114.0
		45°	14.3	57.0	76.0	95.0	137.8	175.8	213.8	76.0
		90°	-	61.8	99.8	133.0	209.0	285.0	361.0	152.0
	Strong	0°	42.8	104.5	137.8	171.0	237.5	299.3	356.3	152.0
		45°	-	33.3	57.0	76.0	118.8	161.5	204.3	99.8
		90°	-	9.5	42.8	80.8	152.0	228.0	304.0	209.0
AS125	W	0°	332.5	465.5	527.3	584.3	703.0	807.5	931.0	109.3
		45°	180.5	261.3	299.3	342.0	418.0	498.8	589.0	57.0
		90°	313.5	489.3	584.3	679.3	769.5	964.3	1,149.5	118.8
	WM	0°	256.5	384.8	441.8	503.5	631.8	750.5	869.3	190.0
		45°	128.3	213.8	251.8	294.5	375.3	456.0	541.5	109.3
		90°	190.0	361.0	451.3	536.8	722.0	893.0	1,064.0	213.8
	WS	0°	190.0	323.0	384.8	446.5	574.8	693.5	807.5	261.3
		45°	66.5	152.0	190.0	232.8	313.5	394.3	475.0	152.0
		90°	76.0	218.5	289.8	361.0	494.0	641.3	826.5	256.5
	M	0°	185.3	318.3	384.8	451.3	574.8	693.5	812.3	285.0
		45°	80.8	161.5	204.3	247.0	327.8	408.5	493.0	166.3
		90°	76.0	237.5	318.3	408.5	584.3	722.0	893.0	318.3
	MS	0°	133.0	266.0	327.8	389.5	522.5	641.3	760.0	332.5
		45°	38.0	118.8	161.5	204.3	285.0	361.0	441.8	199.5
		90°	-	142.5	228.0	313.5	484.5	665.0	836.0	380.0
	S*	0°	80.8	213.8	280.3	346.8	470.3	589.0	712.5	408.5
		45°	-	85.5	128.3	166.3	247.0	327.8	408.5	237.5
		90°	-	61.8	133.0	213.8	384.8	560.5	712.5	446.5

※0° -Valve Closed / 90° -Valve open

*Standard

Contents

A series
Part List

A series
Selection guide
Dimension

A series
Torque table

R series
Part list

R series
Selection guide
Dimension

R series
Torque table

Various option

Limit switch
box

Positioner

Contents

- A series Part List
- A series Selection guide Dimension
- A series Torque table
- R series Part list
- R series Selection guide Dimension
- R series Torque table
- Various option
- Limit switch box
- Positioner

※ Unit : Nm

Model	Spring type	Angle	Supply air (Air to)							Spring to Close
			3Bar	4Bar	4.5Bar	5Bar	6Bar	7Bar	8Bar	
AS140	W	0 °	475.0	674.5	764.8	864.5	1,045.0	1,235.0	1,396.5	133.0
		45 °	228.0	342.0	399.0	451.3	560.5	669.8	779.0	85.5
		90 °	251.8	532.0	617.5	707.8	883.5	1,064.0	1,273.0	152.0
	WM	0 °	365.8	570.0	674.5	774.3	959.5	1,159.0	1,320.5	256.5
		45 °	161.5	275.5	323.0	380.0	489.3	598.5	707.8	156.8
		90 °	223.3	418.0	532.0	636.5	855.0	1,078.3	1,339.5	294.5
	WS	0 °	289.8	479.8	584.3	674.5	869.3	1,054.5	1,225.5	375.3
		45 °	104.5	223.3	275.5	327.8	432.3	541.5	650.8	199.5
		90 °	99.8	313.5	418.0	517.8	741.0	969.0	1,206.5	380.0
	M	0 °	256.5	460.8	555.8	655.5	855.0	1,035.5	1,206.5	384.8
		45 °	104.5	199.5	247.0	313.5	418.0	532.0	636.5	228.0
		90 °	80.8	275.5	375.3	475.0	688.8	912.0	1,149.5	446.5
	MS	0 °	190.0	380.0	475.0	570.0	769.5	959.5	1,140.0	479.8
		45 °	38.0	152.0	209.0	266.0	361.0	465.5	579.5	275.5
		90 °	-	161.5	266.0	380.0	570.0	788.5	1,026.0	522.5
	S*	0 °	109.3	304.0	399.0	503.5	693.5	883.5	1,073.5	574.8
		45 °	-	109.3	166.3	213.8	318.3	427.5	532.0	332.5
		90 °	-	61.8	156.8	251.8	465.5	674.5	883.5	617.5
AS160	W	0 °	627.0	921.5	1,064.0	1,206.5	1,491.5	1,757.5	2,042.5	313.5
		45 °	299.3	475.0	560.5	646.0	817.0	997.5	1,178.0	194.8
		90 °	460.8	826.5	1,016.5	1,178.0	1,596.0	2,071.0	2,242.0	384.8
	WM	0 °	541.5	855.0	997.5	1,130.5	1,425.0	1,700.5	1,966.5	394.3
		45 °	256.5	422.8	513.0	598.5	769.5	950.0	1,121.0	232.8
		90 °	361.0	703.0	893.0	1,083.0	1,501.0	1,928.5	2,289.5	446.5
	WS	0 °	389.5	684.0	826.5	983.3	1,263.5	1,548.5	1,833.5	612.8
		45 °	137.8	304.0	389.5	479.8	650.8	821.8	964.3	356.3
		90 °	42.8	365.8	513.0	674.5	1,002.3	1,353.8	1,767.0	636.5
	M	0 °	446.5	750.5	902.5	1,045.0	1,330.0	1,615.0	1,900.0	503.5
		45 °	204.3	380.0	465.5	551.0	731.5	902.5	1,068.8	289.8
		90 °	247.0	608.0	769.5	950.0	1,349.0	1,795.5	2,090.0	536.8
	MS	0 °	308.8	612.8	745.8	893.0	1,173.3	1,453.5	1,738.5	665.0
		45 °	902.5	266.0	356.3	441.8	617.5	788.5	954.8	389.5
		90 °	-	304.0	484.5	674.5	1,045.0	1,444.0	1,862.0	731.5
	S*	0 °	156.8	470.3	622.3	769.5	1,059.3	1,339.5	1,615.0	888.3
		45 °	-	166.3	247.0	332.5	508.3	679.3	850.3	498.8
		90 °	-	66.5	218.5	380.0	731.5	1,121.0	1,520.0	940.5
AS185	W	0 °	912.0	1,282.5	1,463.0	1,643.5	1,995.0	2,327.5	2,650.5	456.0
		45 °	513.0	779.0	912.0	1,045.0	1,311.0	1,586.5	1,852.5	266.0
		90 °	798.0	1,301.5	1,548.5	1,824.0	2,365.5	2,926.0	3,477.0	541.5
	WM	0 °	745.8	1,140.0	1,311.0	1,491.5	1,824.0	2,142.3	2,484.6	726.8
		45 °	356.3	603.3	741.0	869.3	1,140.0	1,406.0	1,705.1	441.8
		90 °	441.8	912.0	1,144.8	1,396.5	1,900.0	2,441.5	2,747.7	864.5
	WS	0 °	532.0	940.5	1,121.0	1,301.5	1,653.0	1,976.0	2,308.5	950.0
		45 °	213.8	494.0	617.5	760.0	1,026.0	1,282.5	1,548.5	551.0
		90 °	95.0	636.5	888.3	1,121.0	1,634.0	2,147.0	2,698.0	1,078.3
	M	0 °	532.0	921.5	1,111.5	1,292.0	1,653.0	2,004.5	2,337.0	1,035.5
		45 °	199.5	465.5	598.5	741.0	1,007.0	1,273.0	1,539.0	579.5
		90 °	133.0	608.0	855.0	1,092.5	1,586.5	2,090.0	2,631.5	1,140.0
	MS	0 °	332.5	731.5	931.0	1,111.5	1,501.0	1,843.0	2,185.0	1,273.0
		45 °	57.0	332.5	465.5	598.5	874.0	1,121.0	1,396.5	712.5
		90 °	-	304.0	522.5	769.5	1,254.0	1,767.0	2,299.0	1,387.0
	S*	0 °	142.5	532.0	741.0	931.0	1,292.0	1,634.0	1,976.0	1,548.5
		45 °	-	180.5	304.0	437.0	703.0	969.0	1,235.0	874.0
		90 °	-	-	218.5	456.0	931.0	1,415.5	1,928.5	1,681.5

※0 ° -Valve Closed / 90 ° -Valve open

*Standard

Contents

A series
Part List

A series
Selection guide
Dimension

A series
Torque table

R series
Part list

R series
Selection guide
Dimension

R series
Torque table

Various option

Limit switch
box

Positioner

※Unit : Nm

Model	Spring type	Angle	Air (to Open)							Spring to Close	
			3Bar	4Bar	4.5Bar	5Bar	6Bar	7Bar	8Bar		
AS210	W	0 °	1,577.0	2,156.5	2,460.5	2,736.0	3,287.0	3,857.0	4,389.0	418.0	
		45 °	779.0	1,149.5	1,330.0	1,510.5	1,881.0	2,242.0	2,603.0	247.0	
		90 °	1,197.0	1,824.0	2,156.5	2,470.0	3,078.0	3,705.0	4,332.0	475.0	
	WM	0 °	1,140.0	1,795.5	2,090.0	2,384.5	3,002.0	3,543.5	4,085.0	807.5	
		45 °	513.0	883.5	1,054.5	1,254.0	1,615.0	1,976.0	2,337.0	484.5	
		90 °	693.5	1,311.0	1,624.5	1,919.0	2,546.0	3,154.0	3,800.0	940.5	
	WS	0 °	969.0	1,643.5	1,928.5	2,251.5	2,850.0	3,458.0	3,990.0	1,054.5	
		45 °	380.0	760.0	950.0	1,140.0	1,510.5	1,881.0	2,242.0	627.0	
		90 °	380.0	1,054.5	1,330.0	1,672.0	2,280.0	2,907.0	3,515.0	1,206.5	
	M	0 °	926.3	1,491.5	1,833.5	2,109.0	2,641.0	3,163.5	3,648.0	1,206.5	
		45 °	351.5	717.3	921.5	1,097.3	1,444.0	1,805.0	2,147.0	674.5	
		90 °	313.5	978.5	1,349.0	1,719.5	2,261.0	2,973.5	3,163.5	1,239.8	
	MS	0 °	598.5	1,235.0	1,586.5	1,928.5	2,536.5	3,135.0	3,705.0	1,472.5	
		45 °	114.0	484.5	674.5	864.5	1,225.5	1,586.5	1,957.0	874.0	
		90 °	-	503.5	798.0	1,121.0	1,748.0	2,356.0	2,983.0	1,719.5	
	S*	0 °	389.5	1,092.5	1,415.5	1,738.5	2,375.0	2,945.0	3,515.0	1,681.5	
		45 °	-	351.5	541.5	722.0	1,092.5	1,463.0	1,833.5	1,035.5	
		90 °	-	228.0	522.5	855.0	1,472.5	2,099.5	2,707.5	1,947.5	
	AS250	W	0 °	2,631.5	3,686.0	4,180.0	4,655.0	5,624.0	6,555.0	7,457.5	731.5
			45 °	1,425.0	2,090.0	2,413.0	2,726.5	3,420.0	4,047.0	4,721.5	418.0
			90 °	2,299.0	3,515.0	4,056.5	4,655.0	5,814.0	6,982.5	8,217.5	874.0
WM		0 °	2,118.5	3,249.0	3,781.0	4,303.5	5,320.0	6,270.0	7,172.5	1,434.5	
		45 °	1,064.0	1,729.0	2,052.0	2,375.0	3,011.5	3,667.0	4,313.0	826.5	
		90 °	1,453.5	2,641.0	3,211.0	3,800.0	4,987.5	6,222.5	7,429.0	1,596.0	
WS		0 °	1,757.5	2,812.0	3,306.0	3,800.0	4,816.5	5,738.0	6,621.5	1,862.0	
		45 °	855.0	1,491.5	1,805.0	2,109.0	2,783.5	3,420.0	4,094.5	1,054.5	
		90 °	921.5	2,033.0	2,707.5	3,220.5	4,275.0	5,586.0	6,593.0	2,080.5	
M		0 °	1,453.5	2,555.5	3,097.0	3,610.0	4,655.0	5,633.5	6,536.0	2,213.5	
		45 °	636.5	1,282.5	1,605.5	1,947.5	2,593.5	3,230.0	3,876.0	1,254.0	
		90 °	608.0	1,767.0	2,318.0	2,945.0	4,085.0	5,253.5	6,422.0	2,432.0	
MS		0 °	1,092.5	2,156.5	2,669.5	3,163.5	4,227.5	5,187.0	6,061.0	2,660.0	
		45 °	399.0	1,045.0	1,358.5	1,691.0	2,327.5	2,992.5	3,638.5	1,482.0	
		90 °	19.0	1,235.0	1,757.5	2,346.5	3,467.5	4,607.5	5,795.0	2,878.5	
S*		0 °	731.5	1,900.0	2,441.5	2,945.0	3,942.5	4,864.0	5,776.0	3,277.5	
		45 °	123.5	779.0	1,092.5	1,415.5	2,071.0	2,726.5	3,363.0	1,738.5	
		90 °	-	665.0	1,197.0	1,748.0	2,888.0	4,028.0	5,168.0	3,315.5	
AS300		W	0 °	4,626.5	6,460.0	7,267.5	7,923.0	9,120.0	10,697.0	12,245.5	1,425.0
			45 °	2,460.5	3,505.5	4,218.0	4,569.5	5,624.0	6,792.5	7,951.5	817.0
			90 °	4,322.5	6,507.5	7,619.0	8,692.5	10,963.0	13,471.0	14,373.5	1,472.5
	WM	0 °	3,515.0	5,510.0	6,460.0	7,362.5	9,072.5	10,564.0	11,713.5	2,726.5	
		45 °	1,520.0	2,717.0	3,344.0	3,942.5	5,130.0	6,336.5	7,552.5	1,900.0	
		90 °	2,147.0	4,284.5	5,301.0	6,431.5	8,645.0	10,849.0	13,271.5	3,211.0	
	WS	0 °	2,888.0	4,854.5	5,633.5	6,488.5	8,122.5	9,956.0	11,381.0	3,439.0	
		45 °	1,130.5	2,242.0	2,821.5	3,429.5	4,427.0	5,823.5	6,640.5	2,052.0	
		90 °	1,206.5	3,448.5	4,465.0	5,880.5	7,856.5	9,946.5	12,226.5	3,971.0	
	M	0 °	2,147.0	4,075.5	4,987.5	5,890.0	7,524.0	8,930.0	10,184.0	4,408.0	
		45 °	617.5	1,776.5	2,346.5	2,916.5	3,961.5	4,997.0	6,061.0	2,546.0	
		90 °	190.0	2,147.0	3,268.0	4,332.0	6,270.0	8,578.5	10,640.0	4,949.5	
	MS	0 °	1,482.0	3,458.0	4,484.0	5,462.5	7,134.5	8,578.5	9,718.5	5,130.0	
		45 °	161.5	1,282.5	1,881.0	2,422.5	3,467.5	4,550.5	5,605.0	3,002.0	
		90 °	-	1,187.5	2,242.0	3,230.0	5,329.5	7,334.0	9,690.0	5,709.5	
	S*	0 °	807.5	2,650.5	3,638.5	4,588.5	6,403.0	7,942.0	9,139.0	6,099.0	
		45 °	-	826.5	1,425.0	1,966.5	3,021.0	4,085.0	5,111.0	3,505.5	
		90 °	-	190.0	1,187.5	2,204.0	4,199.0	6,365.0	8,331.5	6,564.5	

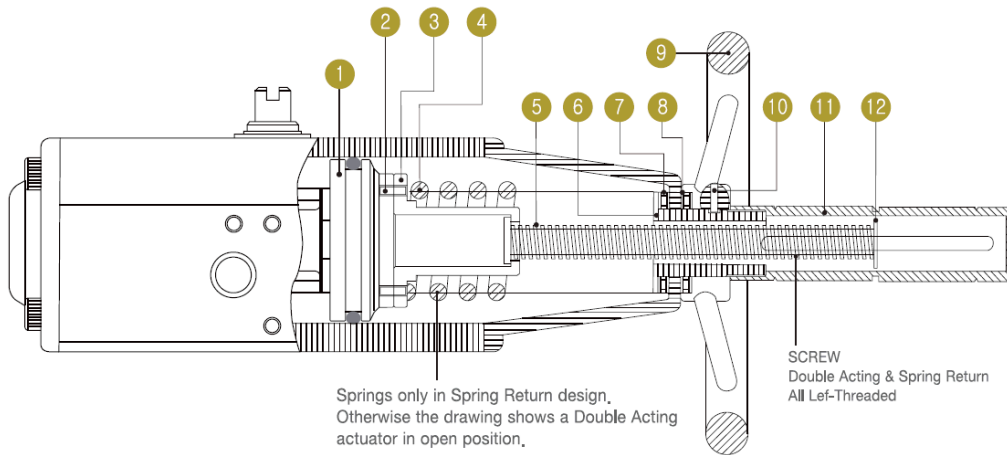
※0 ° -Valve Closed / 90 ° -Valve open

*Standard

Pneumatic actuator with Side Handwheel

- ; For double acting and Spring return actuator.
- ; Leaves the top of the actuator free for the fitting of accessory.
- ; Enables locking of the actuator in open&close position.
- ; Simple and secure function.

Part list



No.	Part
1	Piston
2	Screw Bolt
3	Spring Cap
4	Spring
5	Screw Stem
6	Stem Nuts
7	Needle Bearing
8	Plate
9	Handwheel
10	Set Screw
11	Protecting Tube
12	Indicator

Dimension Table

Model	L1	L2	X	X1	MODEL	L1	L2	X	X1
A50	315	410	127		A125	653	869	200	332
A65	396	512	162		A140	694	945	300	440
A80	460	628	202		A160	810	1085	300	440
A100	576	763	200	332	A210	948	1325	300	584